

# APPROVAL SHEET

**RFBLN 2012 (0805) Series – RoHS Compliance**

**MULTILAYER CERAMIC BALUN TRANSFORMER**

**Halogens Free Product**

**2.4 GHz ISM Band Working Frequency**

**P/N: RFBLN2012060A8T**

\*Contents in this sheet are subject to change without prior notice.

**FEATURES**

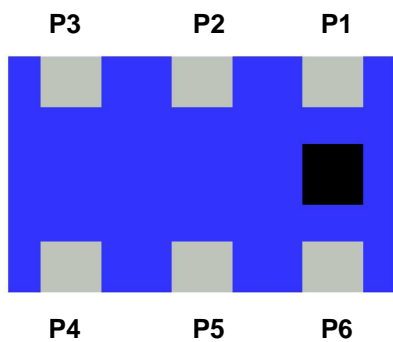
1. Low Insertion loss reduces power consumption.
2. Special Balance/ Unbalance impedance is upon requested.
3. Low profile design: 2.0 x 1.2 x 0.6 mm<sup>3</sup>
4. Low inband Amplitude and Phase imbalance enable high performance wireless system operation.

**APPLICATIONS**

1. 2.4GHz ISM band RF application, BlueTooth, Zigbee, WLAN.
2. Balance to unbalance conversion.

**CONSTRUCTION**

Top view



PIN	Connection	PIN	Connection
P1	Unbalance Port	P4	Balance Port
P2	GND	P5	GND
P3	Balance Port	P6	GND

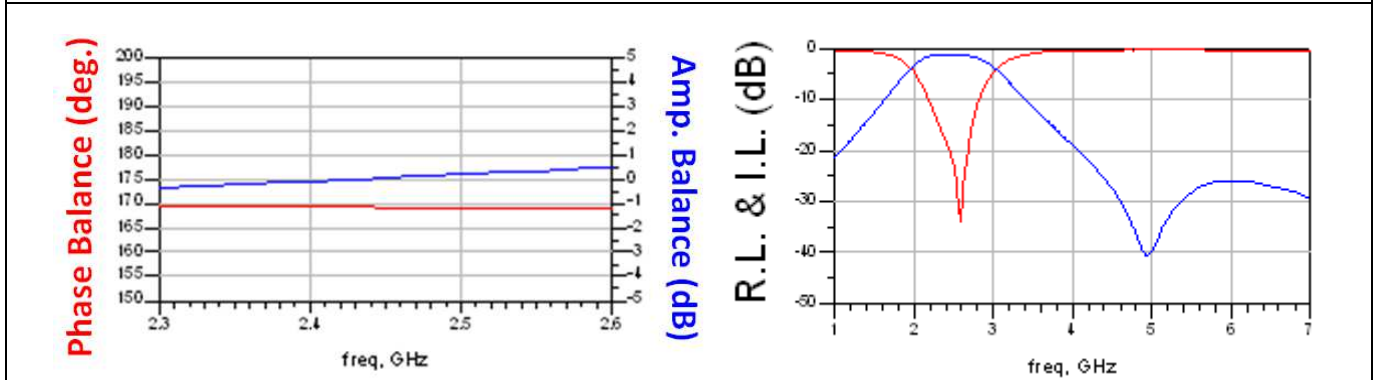
**DIMENSIONS**

Figure	Symbol	Dimension (mm)
<p>Top view      Bottom view      Side view</p>	L	2.00 ± 0.10
	W	1.20 ± 0.10
	T	0.60 ± 0.10
	A	0.20 ± 0.10
	B	0.30 ± 0.10
	C	0.35 ± 0.10
	D	0.65 ± 0.10
	E	0.25 ± 0.10

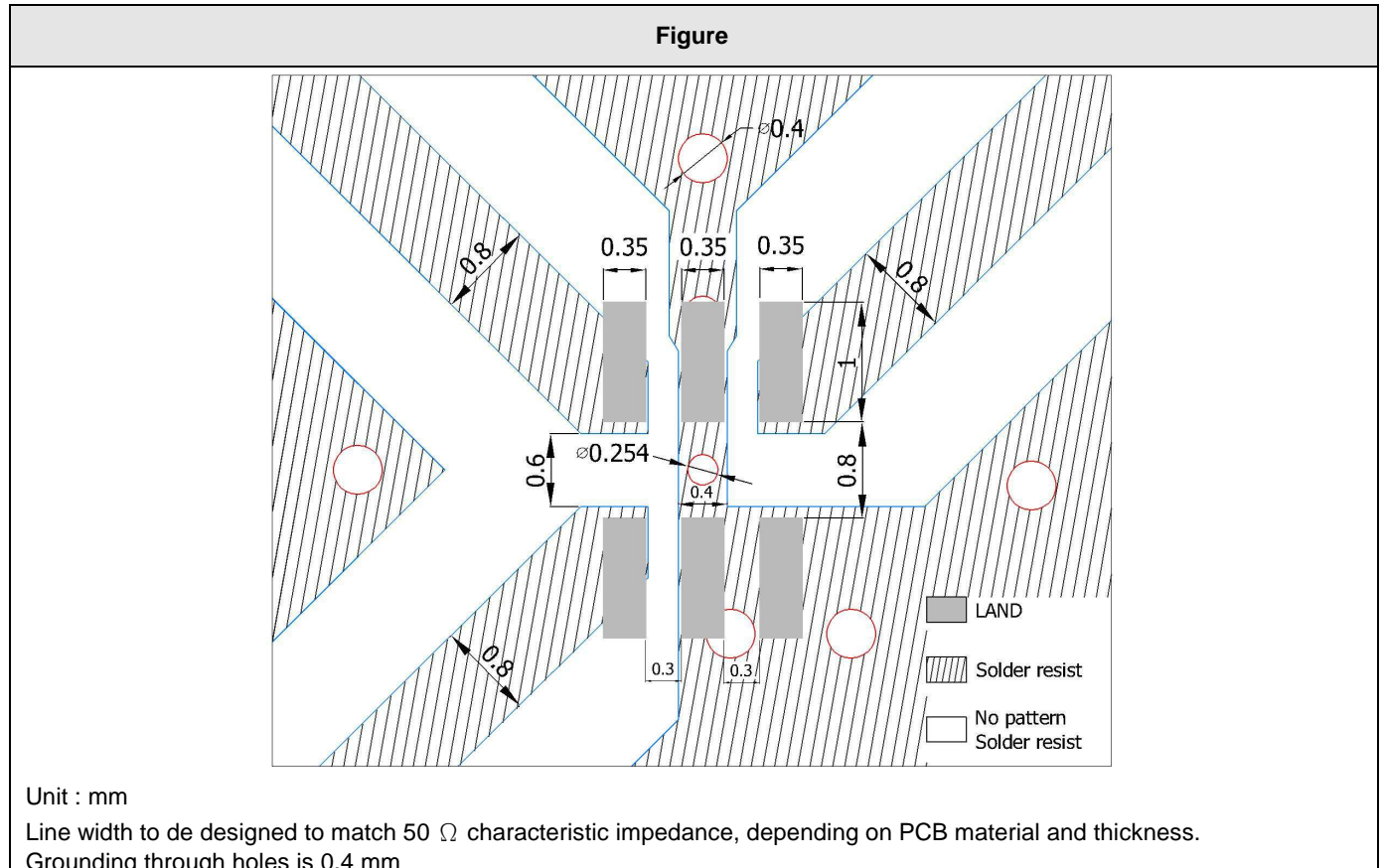
**ELECTRICAL CHARACTERISTICS**

RFBLN2012060A8T	Specification
Frequency range	2450 ± 50 MHz
Insertion Loss	1.5 dB max.
Return Loss	10 dB min.
Impedance (Unbalanced)	50 Ω
Impedance (Balanced)	Conjugate match to TI2530 and 2531 Chipsets
Phase Difference	180° ± 15°
Amplitude balance (dB) Max	2.0
Attenuation ( min.)	15 dB @ 4800 ~ 5000 MHz 20 dB @ 7200 ~ 7500 MHz
Operation Temperature Range	-40°C ~ +85°C

Typical Electrical Chart



**SOLDER LAND PATTERN**



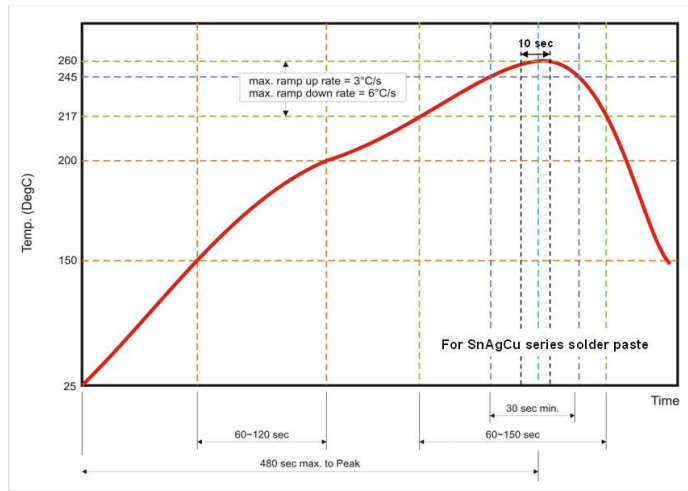
**RELIABILITY TEST**

Test item	Test condition / Test method	Specification
Solderability JIS C 0050-4.6 JESD22-B102D	*Solder bath temperature : 235 ± 5°C *Immersion time : 2 ± 0.5 sec Solder : Sn3Ag0.5Cu for lead-free	At least 95% of a surface of each terminal electrode must be covered by fresh solder.
Leaching (Resistance to dissolution of metallization) IEC 60068-2-58	*Solder bath temperature : 260 ± 5°C *Leaching immersion time : 30 ± 0.5 sec Solder : SN63A	Loss of metallization on the edges of each electrode shall not exceed 25%.
Resistance to soldering heat JIS C 0050-5.4	*Preheating temperature : 120~150°C , 1 minute. *Solder temperature : 270±5°C *Immersion time : 10±1 sec Solder : Sn3Ag0.5Cu for lead-free Measurement to be made after keeping at room temperature for 24±2 hrs	No mechanical damage. Electrical specification shall satisfy the descriptions in electrical characteristics under the operational temperature range within -40 ~ 85°C. Loss of metallization on the edges of each electrode shall not exceed 25%.
Drop Test JIS C 0044 Customer's specification.	*Height : 75 cm *Test Surface : Rigid surface of concrete or steel. *Times : 6 surfaces for each units ; 2 times for each side.	No mechanical damage. Electrical specification shall satisfy the descriptions in electrical characteristics under the operational temperature range within -40 ~ 85°C.
Vibration JIS C 0040	*Frequency : 10Hz~55Hz~10Hz(1min) *Total amplitude : 1.5mm *Test times : 6hrs.(Two hrs each in three mutually perpendicular directions)	No mechanical damage. Electrical specification shall satisfy the descriptions in electrical characteristics under the operational temperature range within -40 ~ 85°C.
Adhesive Strength of Termination JIS C 0051- 7.4.3	*Pressurizing force : 5N(≤ 0603) ; 10N(>0603) *Test time : 10±1 sec	No remarkable damage or removal of the termination.
Bending test JIS C 0051- 7.4.1	The middle part of substrate shall be pressurized by means of the pressurizing rod at a rate of about 1 mm/s per second until the deflection becomes 1mm/s and then pressure shall be maintained for 5±1 sec. Measurement to be made after keeping at room temperature for 24±2 hours	No mechanical damage. Electrical specification shall satisfy the descriptions in electrical characteristics under the operational temperature range within -40 ~ 85°C.

Temperature cycle JIS C 0025	<ol style="list-style-type: none"> <li>1. 30±3 minutes at -40°C±3°C,</li> <li>2. 10~15 minutes at room temperature,</li> <li>3. 30±3 minutes at +85°C±3°C,</li> <li>4. 10~15 minutes at room temperature,</li> </ol> Total 100 continuous cycles  Measurement to be made after keeping at room temperature for 24±2 hrs	No mechanical damage.  Electrical specification shall satisfy the descriptions in electrical characteristics under the operational temperature range within -40 ~ 85°C.
High temperature JIS C 0021	*Temperature : 85°C±2°C  *Test duration : 1000+24/-0 hours  Measurement to be made after keeping at room temperature for 24±2 hrs	No mechanical damage.  Electrical specification shall satisfy the descriptions in electrical characteristics under the operational temperature range within -40 ~ 85°C.
Humidity (steady conditions) JIS C 0022	*Humidity : 90% to 95% R.H.  *Temperature : 40±2°C  *Time : 1000+24/-0 hrs.  Measurement to be made after keeping at room temperature for 24±2 hrs  ※ 500hrs measuring the first data then 1000hrs data	No mechanical damage.  Electrical specification shall satisfy the descriptions in electrical characteristics under the operational temperature range within -40 ~ 85°C.
Low temperature JIS C 0020	*Temperature : -40°C±2°C  *Test duration : 1000+24/-0 hours  Measurement to be made after keeping at room temperature for 24±2 hrs	No mechanical damage.  Electrical specification shall satisfy the descriptions in electrical characteristics under the operational temperature range within -40 ~ 85°C.

**SOLDERING CONDITION**

Typical examples of soldering processes that provide reliable joints without any damage are given in Fig 2,

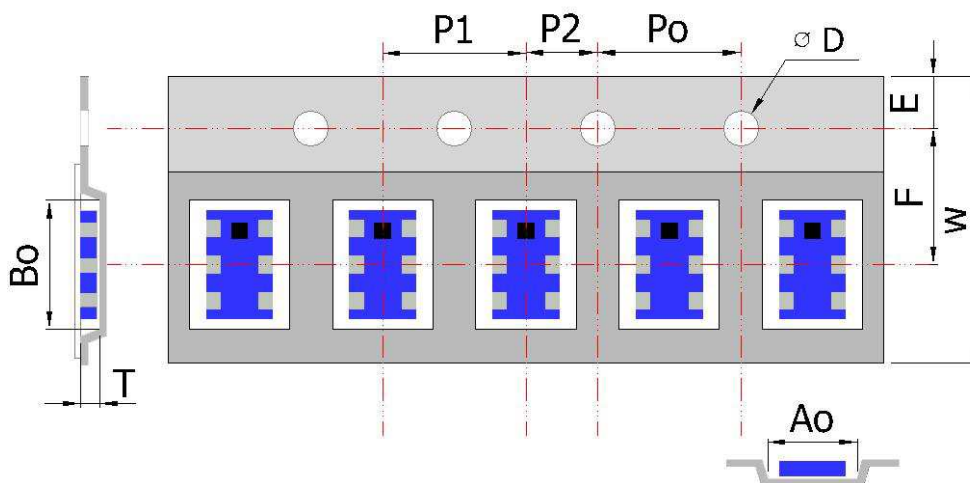


**Fig 2. Infrared soldering profile**

**ORDERING CODE**

<b>RF</b> Walsin RF device	<b>BLN</b> Product Code BLN : BALUN	<b>201206</b> Dimension code Per 2 digits of Length, Width, Thickness : e.g. : 201206= Length 20, Width 12, Thickness 06	<b>0</b> Unit of dimension 0 : 0.1 mm 1 : 1.0 mm	<b>A</b> Application A : 2.4GHz ISM Band	<b>8</b> Specification Design Code	<b>T</b> Packing T : Reeled
----------------------------------	---	---	---	--	--	-----------------------------------

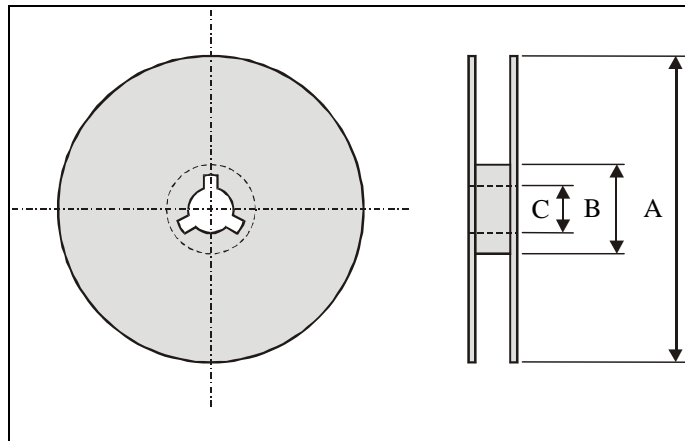
**PACKAGING**



**Plastic Tape specifications (unit :mm)**

Index	Ao	Bo	φD	T	W
Dimension (mm)	1.42 ± 0.10	2.25 ± 0.10	1.50 ± 0.10	0.95 ± 0.10	8.0 ± 0.10
Index	E	F	Po	P1	P2
Dimension (mm)	1.75 ± 0.10	3.50 ± 0.05	4.00 ± 0.10	4.00 ± 0.10	2.00 ± 0.10

### Reel dimensions



Index	A	B	C
Dimension (mm)	Φ178	Φ60.0	Φ13.5

Taping Quantity:2000 pieces per 7" reel

### CAUTION OF HANDLING

#### Limitation of Applications

Please contact us before using our products for the applications listed below which require especially high reliability for the prevention of defects, which might directly cause damage to the third party's life, body or property.

- (1) Aircraft equipment
- (2) Aerospace equipment
- (3) Undersea equipment
- (4) Medical equipment
- (5) Disaster prevention / crime prevention equipment
- (6) Traffic signal equipment
- (7) Transportation equipment (vehicles, trains, ships, etc.)
- (8) Applications of similar complexity and /or reliability requirements to the applications listed in the above.

#### Storage condition

- (1) Products should be used in 6 months from the day of WAL SIN outgoing inspection, which can be confirmed.
- (2) Storage environment condition.
  - Products should be storage in the warehouse on the following conditions.
  - Temperature : -10 to +40°C
  - Humidity : 30 to 70% relative humidity
  - Don't keep products in corrosive gases such as sulfur. Chlorine gas or acid or it may cause oxidization of electrode, resulting in poor solderability.
  - Products should be storage on the palette for the prevention of the influence from humidity, dust and son on.
  - Products should be storage in the warehouse without heat shock, vibration, direct sunlight and so on.
  - Products should be storage under the airtight packaged condition.